

American Public Square is excited to begin a partnership with AllSides, a national leader in media bias analysis and balanced news coverage. Together we are launching curated fact sheets that draw from AllSides' expertise. We are sharing some immigration research from their Headline Roundup and Similarity Hub, a tool designed to highlight where credible sources across the political spectrum actually agree.

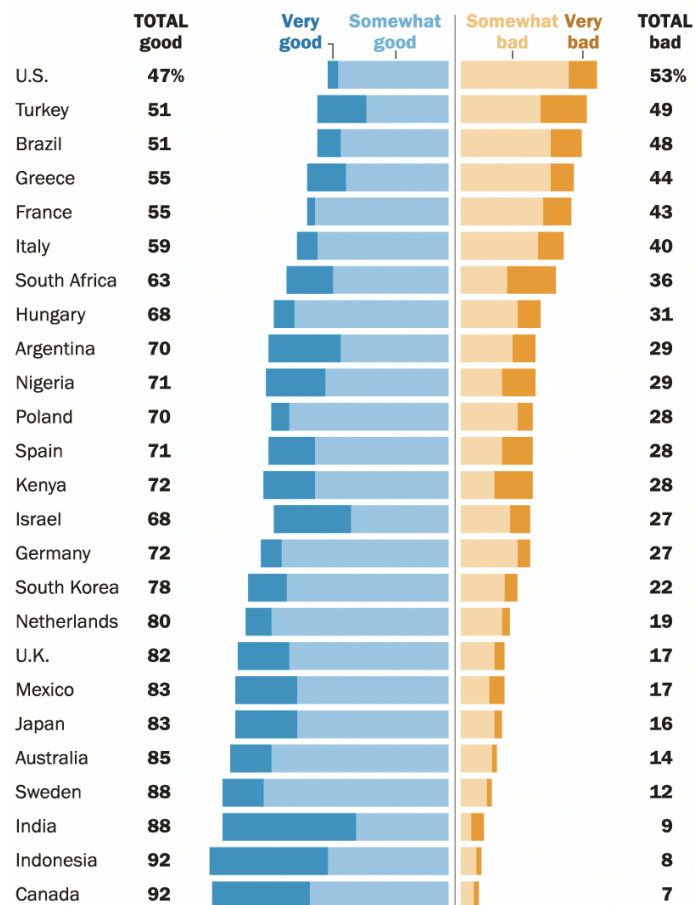
- **66% of U.S. adults "generally have a favorable opinion about working across party lines."** *Ipsos*
 - Republicans: 66%
 - Democrats: 69%
 - Independents: 70%
- **85% of Americans "think most elected officials don't care what people like them think."** *Pew Research*
- **84% of Americans "want both political parties to work together to solve problems for our country."** *More In Common*
 - Republicans: 83%
 - Democrats: 87%
 - Independents: 63%
- **84% of Americans "say members of Congress do a "very" or "somewhat bad" job of working with members of the opposing party."** *Pew Research*
 - Republicans: 85%
 - Democrats: 83%
- **78%** "are at least somewhat interested in working to achieve a mutual goal that improves their community with someone from a different racial or ethnic background from them." *More In Common*
- **75%** "are at least somewhat interested in working to achieve a mutual goal that improves their community with someone from a different religious background from them." *More In Common*
- **78% of Americans "think American society is less united than it was ten years ago."** *Ipsos*
 - Republicans: 85%
 - Democrats: 77%
- **78% of Americans "say there is too little attention paid to important issues facing the country."** *Pew Research*
 - Republicans: 81%
 - Democrats: 75%
- **70% of Americans "believe that in a complex society we all have a shared responsibility to engage with people whose backgrounds and viewpoints are different from our own."** *More In Common*
 - Republicans: 63%
 - Democrats: 80%
- **63% of Americans "say that ordinary Americans care about making the political system work well."** *Pew Research Center*
 - Republicans: 67%
 - Democrats: 61%

See more statistics like this in AllSides' [Similarity Hub](#).

- **68% of Americans say they are proud to be American.**
Source: Elon University / Imagining the Digital Future Center, 2025
- **79% agree that the United States plays a uniquely important role in world history.**
Source: Elon University, 2025
- **About 9 in 10 Americans say the right to vote, equal protection under the law, and privacy rights are important to American identity.**
Source: AP-NORC Center for Public Affairs Research, 2024
- **84% say freedom of religion is important to the nation's identity.**
Source: AP-NORC Center for Public Affairs
- **73% rate the overall health of U.S. democracy as only "fair" or "poor."**
Source: Elon University, 2025
- **53% say democracy in the United States is functioning poorly.**
Source: AP-NORC Center for Public Affairs
- **Only 30% believe democracy in the U.S. is functioning well.** *Source: AP-NORC Center for Public Affairs*
- **69% believe the signers of the Declaration of Independence would feel more disappointment than pride about modern American democracy.**
Source: Elon University, 2025
- **64% have little or no confidence that U.S. political institutions will make mostly good decisions over the next 50 years.**
Source: Elon University, 2025
- **80% say they sometimes feel that no political party or movement represents their views.**
Source: Elon University, 2025
- **74% believe most politicians are primarily interested in benefiting themselves.**
Source: American Enterprise Institute, Survey Center on American Life, 2025
- **68% believe elected officials today are worse than leaders of the past.** *Source: Elon University, 2025*
- **68% predict America will become more politically divided by 2076.** *Elon University*
- **70% believe the country is experiencing greater turbulence than is typical in American history.** *Elon University, 2025*
- **Only 59% of Americans report having a regular "third place" outside home and work—a decline from 71% in 2019.** *Source: American Enterprise Institute*
- **Among Americans with no close friends, 59% believe most people would take advantage of them; among those with six or more close friends, only 29% feel that way.** *Source: American Enterprise Institute, Survey Center on American Life, 2025*
- **75% say a democratically elected government is important to American identity.**
Source: AP-NORC Center for Public Affairs Research, 2024
- **Around 80% say the ability to get a good job and achieve the American Dream is important to what it means to be American.**
Source: AP-NORC Center for Public Affairs Research, 2024

In many countries, people see their fellow citizens as morally good

% who rate the morality and ethics of people in their country as ...

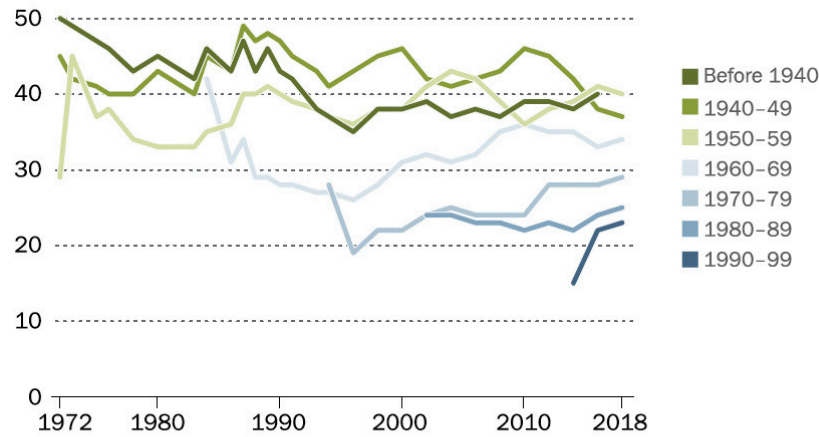


Note: Those who did not answer are not shown.
Source: Spring 2025 Global Attitudes Survey.
"In 25-Country Survey, Americans Especially Likely To View Fellow Citizens as Morally Bad"
PEW RESEARCH CENTER

FACT SHEET AT A GLANCE

At all ages, Americans born more recently are less trusting of others than those from earlier decades

% who say that *most people can be trusted*, by decade of birth



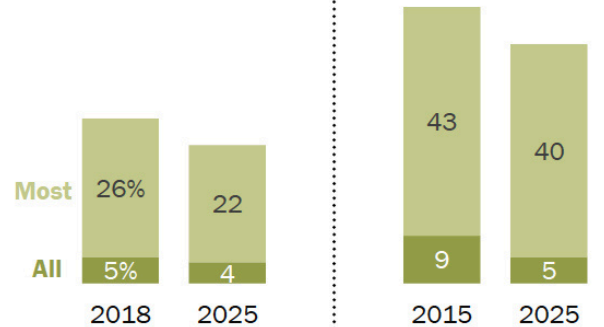
Note: Lines are a rolling average of the three previous datapoints.
Source: Pew Research Center analysis of General Social Survey data, 1972-2018.

PEW RESEARCH CENTER

Fewer Americans now know and trust most or all of their neighbors

% who know ___ of their neighbors

% who trust ___ of the people in their neighborhood



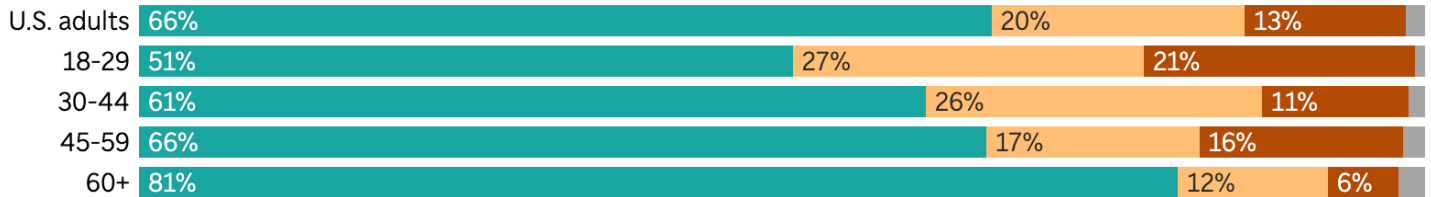
Source: Survey of U.S. adults conducted March 10-16, 2025.

PEW RESEARCH CENTER

Generational divide on importance of democracy

Percent who say a democratically elected government is ___ important to the United States' identity as a nation:

Extremely or very (teal) Somewhat (orange) Not too or not at all (brown) Don't know or skipped (grey)



Results are based on interviews with 2,596 U.S. adults conducted Apr. 16-20, 2026. The margin of error is ±2.6 percentage points for the full sample.

Source: [The Associated Press-NORC Center for Public Affairs Research](#)

AP

Young, older Americans split on importance of American Dream

Percent who say the ability of people living here to get good jobs and achieve the American Dream is ___ important to the United States' identity as a nation:

Extremely or very (teal) Somewhat (orange) Not too or not at all (brown) Don't know or skipped (grey)



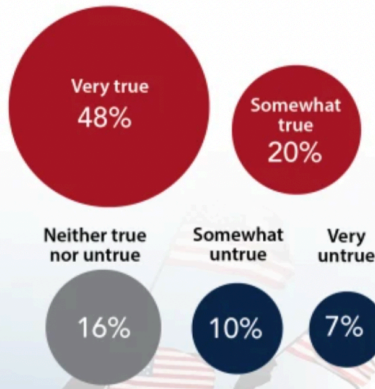
Results are based on interviews with 2,596 U.S. adults conducted Apr. 16-20, 2026. The margin of error is ±2.6 percentage points for the full sample.

Source: [The Associated Press-NORC Center for Public Affairs Research](#)

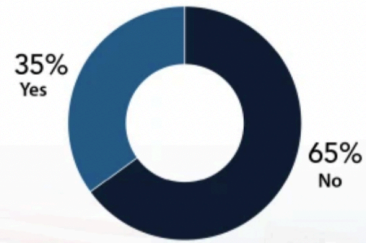
AP

Americans are proud of their country

True or untrue? "I am proud to be an American."



Would you rather live in another country today?

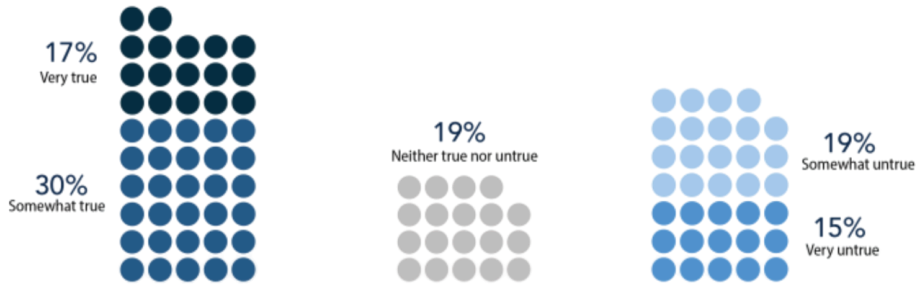


If yes, which other country would you choose?

- 19% Canada
- 9% United Kingdom
- 5% Japan
- 5% Australia
- 4% Ireland
- 4% Switzerland
- 4% Norway

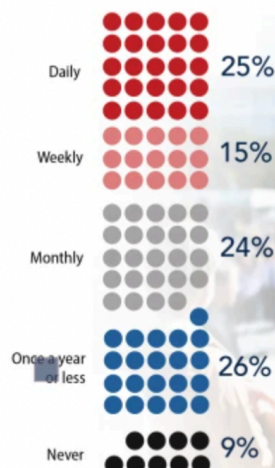
Is the American Dream still alive?

How true is this statement?: "In America today, people who work hard generally succeed, regardless of the circumstances they were born into."



An era of turbulence and crisis

In the past five years, how often have you felt the U.S. is on the brink of a major crisis?



How turbulent and unstable are times today compared with other periods in U.S. history?

